



MARCELLUS CENTRAL SCHOOL DISTRICT

DISTRICT-WIDE SAFETY PLAN

**(Schools Against
Violence in Education)**

Distribution List:

Superintendent
Assistant Superintendent
School Business Administrator
Director of Facilities
Transportation Supervisor
School Lunch Director
Building Administrators
Building Nurses
Head Custodians

Original Plan: July, 2002
Review Date: September ~~2019~~2020

Marcellus Central School District
District-wide SAVE Plan

Table of Contents

INTRODUCTION..... 1

1. DEFINITIONS..... 2

2. POTENTIAL EMERGENCY SITES AND HAZARD ID 5

 A. MAPS, FLOOR PLANS AND DISTRICT MAPS 5

 B. SURVEY OF VULNERABILITY..... 5

3. PROTECTIVE ACTION OPTIONS..... 5

 A. GENERAL EVACUATION 5

 B. EVACUATION OF DISABLED STUDENTS, STAFF AND FACULTY 7

 C. EVACUATION TO AN OFF-SITE LOCATION..... 8

 D. SHELTERING 10

 E. LOCK-DOWN 11

 F. LOCK-OUT 12

 G. EARLY DISMISSAL 13

4. PREVENTION AND INTERVENTION STRATEGIES 14

 A. SPECIAL EDUCATION PROGRAMS..... 14

 B. ALTERNATIVE EDUCATION PROGRAMS 14

 C. OTHER PROGRAMS..... 14

5. EARLY DETECTION OF POTENTIALLY VIOLENT BEHAVIORS 15

 A. INDICATION OF POTENTIALLY VIOLENT BEHAVIOR..... 15

 B. INTERPRETATION OF WARNING SIGNS..... 16

6. COMMUNICATION, EARLY DETECTION AND REPORTING OF POTENTIALLY
VIOLENT BEHAVIORS..... 16

 A. PROGRAMS UTILIZED..... 16

7. RESPONDING TO IMPLIED OR DIRECT THREATS OF VIOLENCE..... 17

 A. PROCEDURES..... 17

 B. POST INCIDENT RESPONSE TEAM..... 20

 C. COUNSELING 20

8. RESPONDING TO ACTS OF VIOLENCE 21

9. PROTOCOLS FOR RESPONDING TO EMERGENCIES..... 21

 A. GENERAL PROTOCOLS..... 21

 B. SPECIFIC PROTOCOLS 22

10. CONTACTING LAW ENFORCEMENT IN AN EMERGENCY 23

 A. SEQUENCE OF ACTIONS..... 23

11. COORDINATING USE OF DISTRICT RESOURCES IN AN EMERGENCY 24

 A. DISTRICT RESOURCES AVAILABLE..... 24

 B. STAGING AREAS 25

 C. LOCATIONS OF THE COMMAND POST 25

 D. DISTRICT PERSONNEL AT THE COMMAND POST 26

 E. DUTIES OF THE SUPERINTENDENT 26

 F. DUTIES OF THE BUILDING ADMINISTRATOR 27

 G. DUTIES OF FACULTY AND STAFF 27

 H. DUTIES OF THE CUSTODIANS 29

Marcellus Central School District
District-wide SAVE Plan

I.	DUTIES OF THE SCHOOL NURSE	30
J.	DUTIES OF THE TRANSPORTATION SUPERVISOR.....	30
K.	DUTIES OF THE DIRECTOR OF FACILITIES	31
L.	DUTIES OF THE SCHOOL LUNCH MANAGER.....	32
M.	DUTIES OF SECRETARIAL AND SUPPORT STAFF	32
N.	DUTIES OF THE DISTRICT SPOKESPERSON	33
12.	EMERGENCY ASSISTANCE FROM OTHER GOVERNMENTAL AGENCIES.....	34
13.	INTER-AGENCY ADVISE AND ASSISTANCE	34
14.	INTERNAL & EXTERNAL NOTIFICATIONS.....	34
A.	DISTRICT SITES	34
B.	COMPONENT DISTRICTS.....	34
C.	PARENTS, GUARDIANS & COMMUNITY	34
D.	STATE EDUCATION DEPARTMENT.....	35
15.	SCHOOL SAFETY PERSONNEL.....	35
A.	ALL STAFF	35
16.	MULTI-HAZARD SCHOOL SAFETY TRAINING	36
A.	TRAINING OF STAFF.....	36
17.	SCHOOL SAFETY TRAINING FOR STAFF AND STUDENTS	37
A.	RESPONSIBILITIES.....	37
B.	RESPONSIBILITIES WITH RESPECT TO STAFF	37
18.	EMERGENCY DRILLS AND EXERCISES	38
A.	CONDUCT OF DRILLS.....	38
B.	FIRE DRILLS	38
C.	BUS EMERGENCY DRILLS	39
19.	PLAN DISTRIBUTION AND REVIEW.....	40
A.	COPIES OF THE PLAN	40
20.	IMPLEMENTATION OF SCHOOL SECURITY	40
A.	BASIC PROCEDURES	40
B.	VISITOR PROCEDURES.....	40
C.	STAFF RESPONSIBILITES.....	41
D.	KEYS AND LOCKS.....	41
E.	SECURITY SYSTEMS & SURVEILLANCE.....	41
21.	INDIVIDUAL BUILDING INFORMATION	41

APPENDICES

A.	Administrator Telephone Numbers / District-wide School Safety Team.....	42
B.	Emergency/Agency Telephone Numbers.....	43
C.	Violent and Disruptive Incident Reporting (VADIR)	44
C-2	Synopsis of Child Abuse Reporting in an Educational Setting.....	46
D.	Bomb Threat Form	49
E.	Telephone Threat Information Sheet.....	50
F.	Threat Assessment Sheet and Flow Chart	51
G.	Procedures for Cleaning Up Body Fluid Spill.....	52
H.	Procedures: If students are missing during out of school activities.....	53

INTRODUCTION

This District-wide safety plan (the “District Safety Plan”) has been developed to comply with the mandates of the Safe Schools Against Violence in Education Act (“Project SAVE”) and the Regulations of the Commissioner of Education at 8 NYCRR Section 155.17(e)(1). It provides standard procedures to guide students and staff of the Marcellus Central School District (the “District”) when responding to an emergency. It also sets forth the required drills to keep staff and students familiar with the standard response procedures.

A building-level safety plan (the “Building Safety Plan”) has also been developed to comply with Project Save to establish specific emergency response plans for each school building. The Building Safety Plans will be in the form that has been approved by the Board of Education (the “Board”). The Building Safety Plans will provide detailed response procedures for each school building in the District. Such plans will comply with the requirements of Education Law §2801-a (3) and the Regulations of the Commissioner of Education at 8 NYCRR §155.17(e)(2).

Project SAVE requires that this Plan include policies and procedures on several prescribed topics. In some instances, a general policy on a prescribed topic is set forth in the District Safety Plan and the specific procedures to implement such a policy are included in the Building Safety Plans or annexed as an appendix to the Building Safety Plans.

Emergency situations can range from man-made problems such as power outages, fires and bomb threats to natural disasters like blizzards and floods, and may present highly dangerous situations or mere inconveniences. In an emergency situation, the District’s priorities are first the protection of life, then preservation of property and restoration to normal activities. This Plan and the Building Safety Plans describe procedures for a variety of emergencies. Obviously, no plan can cover all possible emergencies. Therefore, District officials are to use their judgment and discretion in responding to an emergency in a manner consistent with the provisions of this Plan and the applicable school Building Safety Plan in a manner that will minimize loss of life, personal injury and property damage.

Marcellus Central School District
District-wide SAVE Plan

1. DEFINITIONS

- B. ACCIDENTAL DISASTER - Any major fire, explosion, transportation crash, hazardous material incident or other major occurrence in which the lives, safety or property of numerous persons is in jeopardy.
- C. BUILDING ADMINISTRATOR - The principal of a school building or his or her designee.
- D. BUILDING SAFETY PLAN - A building-specific school emergency response plan that addresses crisis intervention, emergency response and management at the building level and contains the provisions required by 8 NYCRR §155.7(e)(2).
- E. BUILDING RESPONSE TEAM – Individuals within the school building designated to serve specific roles in responding to an emergency or individuals who may be called upon to assist response and recovery efforts during a crisis.
- F. BUILDING SAFETY TEAM - The building-specific team appointed by the Building Administrator, in accordance with regulations or guidelines prescribed by the Board, to develop specific emergency procedures at the building level. The Building Safety Team shall include, but not be limited to, representatives of teacher, administrator, and parent organizations, school safety personnel, other school personnel, community members, local law enforcement officials, local ambulance or other emergency response agencies, and any other individuals the Board deems appropriate.
- G. CIVIL DISORDER - An action by any individual or group that poses a substantial threat to peace, life and/or property or any tumultuous or violent activity that creates a grave risk of causing public alarm.
- H. DISASTER – The occurrence or imminent threat of injury, loss of life, or severe damage to property, resulting from any natural or manmade causes, such as fire, flood, earthquake, hurricane, tornado, high water, landslide, mudslide, windstorm, wave action, epidemic, air contamination, drought, explosion, water contamination, chemical accident, war or civil disturbance.
- I. DISTRICT-WIDE SAFETY TEAM – A District-wide team appointed by the Board. The District-wide team shall include, but not be limited to, representatives of the Board of Education, student, teacher, administrator, and parent organizations, local emergency agency personnel, and other school personnel.
- J. EARLY DISMISSAL – Returning students to their homes or other appropriate locations before the end of the school day.
- K. EMERGENCY – A situation, including but not limited to a disaster, which requires immediate action, occurs unpredictably, and poses a threat of injury or loss of life to students or school personnel or of severe damage to school property.
- L. EMERGENCY RESPONSE BAG - A conspicuously marked carry bag maintained in the Building Administrator’s office containing emergency response information. This bag is to be transported to the Command Post and Staging areas during emergency responses. Duplicate Emergency Response Bags shall also be kept at the District’s Administrative Office and at the office of the Asst. Supt. of Building and Grounds.

Marcellus Central School District
District-wide SAVE Plan

1. DEFINITIONS – continued

- M. EMERGENCY SERVICES ORGANIZATION – A public or private agency, organization or group other than a governmental agency, which provides police, fire, medical, ambulance, rescue, housing or other services for the relief of human suffering, injury or loss of life or property as a result of an emergency.
- N. EMS COMMANDER - The Emergency Medical Services supervisor directing EMS operations for the incident.
- O. EVACUATION – Moving students for their protection from a school building to a predetermined outside or off-campus Safety Zone location in response to an emergency. All building occupants are required to exit the building and wait a safe distance from the building at the designated Safety Zone.
- P. FIELD COMMAND POST - The on-scene location for command staff who will be responsible for determining the exact status of the emergency, resources needed, and incident strategy.
- Q. FIRE COMMANDER - The fire chief directing fire-fighting operations at the incident.
- R. INCIDENT COMMANDER - The supervisor with decision making responsibility when responding to a particular emergency.
- S. IN-PLACE SHELTERING – The emergency response used in situations where it is necessary to have students/staff remain in their classrooms or work-areas temporarily during an emergency or medical emergency until things can be returned to normal or early dismissal can be arranged.
- T. INNER PERIMETER - The immediate area of containment around the incident site.
- U. LANDING ZONE - A clear level area no less than 100 feet by 100 feet in area for helicopter landings. The landing zone should be within the outer perimeter when possible, and secured by ground personnel during helicopter operations.
- V. LOCK-DOWN - This emergency response is to be used when walking through the building would endanger the health and safety of students/staff. In the event of a dangerous person or intruder, students and faculty are to remain in place. Classroom doors and windows should be locked.
- W. MEDIA STAGING AREA - The location outside of the inner perimeter dedicated for media assembly and equipment staging. This location may also be used to conduct media briefings.
- X. NATURAL DISASTER - Those incidents in which the forces of nature threaten the lives, safety and/or property of numerous persons (e.g., floods, tornado, and significant snowfall/blizzard, etc.).
- Y. OUTER PERIMETER - The peripheral control area surrounding the inner-perimeter providing a safe zone for access to and from the inner-perimeter as well as defining the limit of access by unauthorized persons.

Marcellus Central School District
District-wide SAVE Plan

1. **DEFINITIONS** – continued

- Z. POLICE DETAIL COMMANDER - The police supervisor commanding police personnel detailed to the incident.
- AA. POST-INCIDENT RESPONSE TEAM – A building-specific team designated by the Building Safety Team that includes appropriate school personnel, medical personnel, mental health counselors and others who can assist the school community in coping with the aftermath of a Serious Violent Incident or emergency.
- BB. RELOCATION CENTER - A location established for providing temporary shelter or care for persons displaced by an Emergency.
- CC. SAFETY ZONE – Predetermined locations either inside the school building (“sheltering”), outside the building on school property, or off campus, where students and faculty are to assemble in the event of an Emergency. Inside safety zones are the locations for in-place sheltering.
- DD. SCHOOL CANCELLATION – A determination by school officials that a school or schools should not be in session for one or more school days due to an emergency.
- EE. SERIOUS VIOLENT INCIDENT – An incident of violent criminal conduct that is, or appears to be, life threatening. This situation warrants the evacuation or “lock-down” of students and/or staff because of an imminent threat to their safety or health. Situations include, but are not limited to: riot, hostagetaking, kidnapping and/or the use or threatened use of a firearm, explosive, bomb, incendiary device, chemical or biological weapon, knife or other dangerous instrument capable of causing death or serious injury.
- FF. SHELTERING – The emergency response of keeping students in school buildings and providing them with shelter when it is deemed safer for students to remain inside rather than to return home or be evacuated (e.g., air pollution problems, chemical spills, radiological emergencies). Staff and students or held in a designated shelter location or common area inside the building, inside a gymnasium, cafeteria or etc., during an emergency or medical emergency until things can be returned to normal or dismissal can be arranged.
- GG. STAGING AREA - A location selected generally within the outer perimeter to facilitate arriving resources and personnel responding for assignments.
- HH. STUDENT RELEASE AREA – A predetermined location where parents or authorized persons can pick up students during an emergency.
- II. TERRORIST ACTION - A hostile action taken by a person or group that has as its intent the commission of violent acts designed to instill fear, communicate a message and/or demand some action.
- JJ. TREATMENT AREA - The location inside the inner perimeter to which the victims are evacuated for medical evaluation and emergency treatment prior to transport.
- KK. UNIFIED COMMAND – The safety plan command system which ensures that the Incident Commander shall communicate and consult with the Superintendent of Schools prior to giving any order or instruction during or after the occurrence of a violent incident.

2. POTENTIAL EMERGENCY SITES AND HAZARD IDENTIFICATION – 155.17(e)(1)(I)

A. MAPS AND FLOOR PLANS

Generally, the sites of potential hazards are:

1. Utility Shut-off (Gas, Water, and Electrical)
2. Phone jacks for outside lines
3. Chemical Storage areas
4. Mechanical Storage areas
5. Kitchen area(s)
6. Mechanical rooms (HVAC, etc.)

The Building Safety Plans include map renderings and floor plans of each building. The potential hazards for each building will be clearly indicated. 360 degree images of classrooms, hallways, common areas and mechanical rooms are available to first responders and district administration in Navigate Prepared.

B. SURVEY OF VULNERABILITY

The buildings covered by this plan include:

1. K.C. Heffernan Elementary School, 2 Learners Landing, Marcellus, NY 13108
2. Chester S. Driver Middle School, 2 Reed Parkway, Marcellus, NY 13108
3. Marcellus Senior High School, 1 Mustang Hill, Marcellus, NY 13108

We have surveyed sources of potential emergencies within our school buildings, grounds and community locations. Site-maps and floor plans of our buildings have been provided to local police and law enforcement but are kept confidential due to security reasons. A survey of vulnerability is included in each building level plan. Specific procedures for various emergencies are provided within each building-level plan.

3. PROTECTIVE ACTION OPTIONS - 155.17 (e)(1)(xv)

A. GENERAL EVACUATION

Evacuations may be necessary in the event of fire, weather, other emergency, or violent incident. Upon notification of the need to evacuate, teachers should instruct students to remain calm and quiet, and depart the building in an orderly fashion according to previously established evacuation routes, or alternate routes as instructed. Protocols for each emergency response procedure are in the Building Safety Plans.

1. Building occupants will be notified to evacuate the building by one of the following means depending upon the nature of the emergency:
 - (a) Fire Alarm
 - (b) Intercom System
 - (c) Verbal or Written Notification

Marcellus Central School District
District-wide SAVE Plan

3. PROTECTIVE ACTION OPTIONS - 155.17 (e)(1)(xv) - continued

2. Upon receiving an evacuation notice, faculty and staff shall survey their areas and evacuation routes for hazards and/or suspicious hazards in order to ensure a safe and expeditious evacuation.
3. The normal evacuation route(s) for students, faculty and staff for each school shall be specified in the Building Safety Plan and included in the Emergency Response Bag. Normal evacuation routes will also be posted in each room.
4. Teachers are to bring their Daily Attendance Records with them. Attendance shall be taken upon evacuating and again if relocated to an alternate site. Teachers may be asked to turn in their Attendance Roster to the Building Administrator for use at the emergency command post.
5. Normal evacuation routes will be used unless the emergency prevents use of exits and/or corridors. Alternate routes may be announced using the school's intercom system. The intercom system shall not be used in situations that may endanger students/staff (e.g., barricaded gunman). In the event of power failure, the Building Administrator can direct ancillary staff to communicate alternate evacuation routes.
6. Suspicious items found must be left alone and immediately reported to the Building Administrator and/or emergency service personnel.
7. Persons evacuating should remain calm and orderly in order to prevent panic and confusion.
8. Elevators may not be used for evacuation purposes unless approved by the Building Administrator or emergency personnel.
9. All persons shall proceed to the designated Safety Zone and remain there until further notice.
10. Teachers must take attendance once in the designated Safety Zone, and are to notify the Building Principal if a student is not present.
11. Any time teachers have to relocate their class, attendance should be taken before departure and upon arrival. If students are to be evacuated off-campus, teachers are to take attendance before students begin loading on the buses and once the buses are loaded, to assure that all students are accounted for.
12. Occasionally, there may be a need to relocate students from the Safety Zone to a predetermined Relocation Center. If evacuation is ordered beyond the Safety Zone, students will be evacuated by bus either to their homes or a safe location. The decision to evacuate the Safety Zone will be made by the Incident Commander upon consultation with the Superintendent of Schools. Procedures for evacuation to an off-site location are outlined in part C of this section. Students will not be allowed to go home on their own (i.e., walking or in personal vehicles). A parent or a pre-arranged surrogate may sign a Student Release Form and pick up their child at the designated reunification site.

Marcellus Central School District
District-wide SAVE Plan

3. PROTECTIVE ACTION OPTIONS - 155.17 (e)(1)(xv) - continued

13. The School Nurse should have a medical alert list and have supplies available at all times. For supplies not on hand the School Nurse will be prepared to make arrangements to provide medical assistance at the relocation site or along the evacuation route as necessary in coordination with the Building Administrator and the Incident Commander.
14. Building Administrators will follow directions received from the Superintendent and/or the Incident Commander. Principals will determine when staff may be permitted to leave after their students have been safely released and they are no longer needed for emergency duties.

B. EVACUATION OF DISABLED STUDENTS, STAFF AND FACULTY

In the event of an evacuation, special care must be taken to ensure that disabled persons are safely transported out of the building. Each Building Safety Plan shall have a list of special needs students and the persons who have been designated to assist them.

1. An Assisted Evacuation Plan form is attached as an appendix to the Building Safety Plans. This form should be completed for every child or staff member who has limited mobility and for any other who would require assistance to leave the building in an Emergency or require any kind of special accommodations during an Evacuation. The plan for each student should be reviewed annually.
2. The Assisted Evacuation Plan will designate the person(s) responsible to assist in evacuating the non-ambulatory person as well as alternates for situations in which the person with primary responsibility is not available. The person with primary responsibility should be someone who is likely to be near the person who needs assistance, not someone who may have to take time to travel through the building or against the flow of traffic. Proceed to the assigned exit point and loading area for transportation.
3. A copy of the Assisted Evacuation Plan should be included in the Emergency Response Bag.
4. In case of an Emergency where evacuation or a long-term stay on-site is required, the Director of Special Education and designated staff will respond to the Relocation Center or to the designated Safety Zone to assist with special education students and staff who serve them.
5. If coordinated services are required from outside agencies that specialize in dealing with students with disabilities, the Director of Special Education will act to facilitate the use of such groups.
6. Designated staff from the office of the Director of Special Education will provide additional assistance where needed.

3. PROTECTIVE ACTION OPTIONS - 155.17 (e)(1)(xv) - continued

C. EVACUATION TO AN OFF-SITE LOCATION

1. First Step

The Building Administrator, or designee, will confer with the Superintendent, or Incident Commander, to assess the situation causing the evacuation. Such a decision would be made if the safety of students and staff is threatened if they are to remain outside on school grounds. This procedure could also be used when evacuation occurs during harsh weather conditions. When students from one school need to be moved to another school, the two Building Administrators shall make arrangements for a learning environment to occur while at the temporary location.

If students need to be evacuated to a remote school/location, the Transportation Supervisor will be notified to send buses to the selected loading area for evacuation purposes.

When alerted, the classroom teachers shall lead the students out of the building to the appropriate location as directed by the Building Administrator or designee as the emergency dictates. Teachers shall bring their class roster with them.

Special area teachers and non-instructional employees will help whenever needed to chaperon or supervise students as directed.

The Building Administrator will direct the Building Secretary to notify the location sites when the evacuation is underway. The Building Administrator will designate someone to bring the "Emergency Bags" which contain information for all students and staff as well as other emergency items.

The Head Custodian and maintenance department employees will check to ensure that everyone has evacuated and secure the building, to the extent possible.

2. Second Step

All Teacher, staff and students will remain at the temporary location(s) until further notice.

Students shall be supervised to ensure calm and quiet.

Teacher shall take attendance and notify the Building Administrator if a student is not present.

If students go to another school, teachers and students shall proceed with as normal a schedule as possible.

3. PROTECTIVE ACTION OPTIONS - 155.17 (e)(1)(xv) - continued

C. EVACUATION TO AN OFF-SITE LOCATION - continued

3. Third Step

The Building Administrator awaits further directions from the Superintendent.

A parent or guardian who arrives at the temporary location may take his/her child by signing the student out at the Main Office or other designated location. The Building Administrator will assign someone to maintain a sign out list.

4. Bus Loading Plan

All students will dismiss in a normal fashion. The buses will arrive at the usual bus loading site, if possible. An alternate site will be chosen if conditions warrant and communicated to the Transportation Supervisor before buses are dispatched. If buses are not available, staff and students shall walk to the relocation site if within walking distance and directed to do so by the Building Administrator or Incident Commander.

5. Notification

Parents will be notified that relocation has occurred and will be given instructions for reunification via the local media.

D. HOLD-IN-PLACE

A Hold-In-Place procedure is used to limit movement of students and staff in hallways while dealing with short term emergencies.

In the event the Building Administrator, or person-in-charge, is advised or deems it necessary to initiate a Hold-In-Place, the following procedures will commence.

- a. The Building Administrator, or designee, will apprise all staff members over the PA system;
- b. Listen for instructions about the situation and your expected actions;
- c. Students in hallways should return to assigned classroom, if possible;
- d. Classroom teachers, take attendance. If students from other class(es) are present, notify instructor(s) of home classroom;
- e. All other staff assist students, as needed;
- f. Classroom instruction can continue as normal;
- g. Do not respond to class bells;
- h. Classroom telephone may be answered;
- i. Respond to fire alarm as normal;
- j. Listen for updates and further instructions.

3. PROTECTIVE ACTION OPTIONS - 155.17 (e)(1)(xv) - continued

E. SHELTERING

Not all Emergencies will require building occupants to get out and go somewhere else. A sheltering procedure is appropriate for situations when it is necessary to hold students in an inside Safety Zone temporarily during an Emergency until things can be returned to normal or dismissal can be arranged. Protocols for each emergency response procedure are in the Building Safety Plans. General procedures are as follows:

1. Upon receiving instruction from local, county or state governmental emergency response agencies the Superintendent shall notify the Building Administrator(s) of the need to initiate the Sheltering Plan.
2. If an incident occurs near school and the Building Administrator is the first to be informed, he or she shall make a decision, based upon the nature of the emergency or upon the direction of local emergency commanders, whether to shelter all students and staff inside the school building. The Building Administrator shall inform the Superintendent and the 911 Control Center of the determination.
3. Upon notification of an Emergency or the exercise of a drill, the Building Administrator shall instruct students and staff to report to the designated 'inside' Safety Zone. Faculties are to bring their class roster with them and maintain charge of their class in the Safety Zone unless otherwise directed.
4. During sheltering for certain types of air pollution problems, chemical spills or radiological emergencies, windows should be closed and ventilation systems and outside air intakes should be shut down.
5. The Building Administrator will assign appropriate duties to selected staff members and custodian, to include securing the building
6. Students/staff will remain inside the building until the Building Administrator is advised by the Incident Commander or emergency management authorities to take further action.
7. If such procedure necessitates remaining in school after hours, the Superintendent of Schools will issue a public notice to this effect through the local news media and social media. Parents will be advised as to appropriate responses, including, where to sign-out their child (if appropriate). As necessary, the Superintendent will coordinate the use of District resources in cooperation with the Incident Commander and request assistance from County Emergency Management Office, the American Red Cross and other agencies as appropriate (See Appendix B, "*Emergency/Agency Telephone Numbers*").
8. The Building Administrator will keep the teaching staff, the school nurse, the custodial staff, and the cafeteria staff informed.

3. PROTECTIVE ACTION OPTIONS - 155.17 (e)(1)(xv) - continued

F. LOCK-DOWN

A Lockdown procedure is appropriate for situations, which mandate that students remain in one location until authorized to move. Protocols for each emergency response procedure are detailed in the Building-level Safety Plans. General procedures are as follows:

1. A Lockdown procedure is called when leaving or walking through the building would endanger the health and safety of the students or staff.
2. The Building Administrator will contact local 9-1-1 emergency responders and notify the Superintendent.
3. The Building Administrator will apprise all building occupants of a Lockdown order using plain language announcement on the public address system. Staff shall secure their classroom and lock their door. Students and staff shall remain in their classrooms or work-area until the Building Administrator or law enforcement officials physically open the door.
4. Parents will be advised as to preferred responses, and be instructed to NOT to report to the school to sign out their child. The Superintendent, or designee, will provide information and updates to parents and the media at the media reception area at a predetermined location.

3. PROTECTIVE ACTION OPTIONS - 155.17 (e)(1)(xv) - continued

G. LOCK-OUT

A lock-out procedure most commonly used when the incident is occurring outside the school building, on or off school property, which allows the school to continue with the normal school day, but curtails outside activity, and allows no unauthorized personnel into the building.

1. The Building Administrator, or person-in-charge, will apprise all building occupants that lock-out procedures are being implemented using a plain language announcement.
2. The Building Administrator will contact local 9-1-1 emergency responders (if not first apprised by law enforcement) and notify the Superintendent.
3. If the emergency dictates, building staff should close and lock windows.
4. Students/staff who are on the school grounds will be immediately summoned to return to the school building
5. The Building Administrator will assign selected staff members and/or custodian(s) to secure the building.
6. The main entrance will be monitored. Only AUTHORIZED personnel will be allowed in the building
7. Modify normal dismissal procedures as appropriate.

3. PROTECTIVE ACTION OPTIONS - 155.17 (e)(1)(xv) - continued

H. EARLY DISMISSAL

An early dismissal is appropriate in the event of a system failure, such as heating, plumbing or electrical failure, that renders the building unsuitable for instructional purposes. Early dismissal may also be a viable option for other Emergency situations as decided by the Superintendent of Schools. Each Building Safety Plan shall contain provisions on the development of a telephone tree or other communication procedure to notify parents or guardians of early dismissal.

1. Early dismissal is available as a building evacuation option for Emergency situations as decided by the Superintendent of Schools.
2. Similar to evacuation, early dismissal (or “go home”) is merely a procedure for getting students out of the building and united with their families or with responsible individuals who have been designated by the parents to care for the child in their absence.
3. Due to the time it takes to coordinate an early dismissal, this action is normally coordinated at the District level and is typically used in response to inclement weather, or loss of heat or other utilities in the building.
4. The Transportation Department will be notified when and where to send buses.
5. Emergency contact information will be utilized to facilitate uniting students with their families or with responsible individuals who have been designated by the parents to care for the child.
6. Early dismissal will follow normal dismissal procedures unless the situation warrants otherwise. The Building Administrator or designee, as the Emergency dictates will select alternate dismissal procedures and/or loading areas.

4. PREVENTION AND INTERVENTION STRATEGIES - 155.17 (e)(1)(xvi)

The District operates a number of specialized programs, some at the District level and some at the building level, which deal with students whose needs and/or disabilities put them at risk of inappropriate or violent behavior. Applicable Board Policy/Administrative Regulations pertaining to; *“Prevention and Pre-referral Strategies in General Education: Approaches to Instruction and Behavioral Support”*, *“Guidelines for Referral to Committee on Special Education (CSE)”*, and *“Suicide”*, provide general guidelines for the classroom setting. These programs have specialized components to reduce and eliminate the possibility of student violence. Three such District-wide programs are described below:

A. SPECIAL EDUCATION PROGRAMS

1. The programs serving students with emotional disabilities provide services including individual counseling, group counseling, psychiatric evaluation, home visits, family counseling and a behavioral management program (including teacher training).
2. The students are closely monitored by trained staff and any indication of violent behavior, e.g. rumor of weapons, and are immediately followed up with the involvement of local law enforcement, social services, mental health services and parents.
3. When students express any suicidal or violent intentions, the staff member alerts mental health services and parents, sometimes leading to hospitalization.
4. When there is any suspicion of abuse, appropriate agencies are notified and investigations are initiated.

B. ALTERNATIVE EDUCATION PROGRAMS

1. The Alternative Education programs deal first with the social issues affecting students’ academic achievement and second with academic issues. The programs begin each day with “family groups” and periodic town meetings are held. When necessary, individual counseling is provided.
2. Steps 2, 3, and 4 in Section A, above are followed in Alternative Education programs.

C. OTHER PROGRAMS

1. Gun-Free Schools Program (see applicable Board Policy)
2. Suicide Prevention, Intervention and Post-intervention Program (see applicable Board Policy).

**5. EARLY DETECTION OF POTENTIALLY VIOLENT BEHAVIORS –
155.17 (e)(1)(xvi) (based upon applicable Board Policy/Administrative Regulations)**

In order to prevent violence before it begins, staff and students should look for certain warning signs of potentially violent behavior. The following list was adapted from the International Association of Chiefs of Police, Guide for Prevention of School Violence. Staff members or students who observe any of these warning signs in a student, and who believe that such student is a threat to himself/herself and/or others, or may display aggressive rage or violent behavior, shall immediately notify the Building Principal. As deemed necessary and/or appropriate, the Building Administrator will contact the following individuals: the potential victim(s) and/or their parents/guardians; the parents/guardians of the student who made the threat; law enforcement officials, the school psychologist and/or counselor; and the Director of Special Education, if applicable, in order to discuss the student's behavior and implement a plan of appropriate intervention as may be necessary. The Superintendent will be kept informed as to actions taken by the Building Administrator.

A. INDICATIONS OF POTENTIAL VIOLENT BEHAVIOR

Indications of potential violent behavior include the following:

1. Has engaged in violent behavior in the past.
2. Has tantrums or uncontrollable angry outbursts.
3. Continues exhibiting antisocial behaviors that began at an early age.
4. Forms and/or maintains friendships with others who have repeatedly engaged in problem behaviors.
5. Often engages in name-calling, cursing, or abusive language.
6. Has brought a weapon or threatened to bring a weapon to school.
7. Consistently makes violent threats when angry.
8. Has a substance abuse problem.
9. Is frequently truant or has been suspended from school multiple times.
10. Seems preoccupied with weapons or violence, especially associated with killing humans rather than with target practice or hunting.
11. Has few or no close friends despite having lived in the area for some time.
12. Is abusive to animals.
13. Has too little parental supervision given the student's age and maturity level.
14. Has been a victim of abuse or been neglected by parents/ guardians.
15. Has repeatedly witnessed domestic abuse or other forms of violence.
16. Has experienced trauma or loss in his/her home or community.
17. Pays no attention to the feelings or rights of others.
18. Dwells on perceived slights, rejection, or mistreatment by others; blames others for his/her problems and appears vengeful.
19. Intimidates others, or is a victim of intimidation by others.
20. Seems preoccupied with TV shows, movies, video games, reading materials, or music that expresses violence.
21. Reflects excessive anger in writings and drawings.
22. Is involved in a gang or antisocial group.
23. Seems depressed/withdrawn or has exhibited severe mood or behavioral swings, greater in magnitude than peers.
24. Expresses sadistic, violent, prejudicial, or intolerant attitudes.
25. Has threatened or actually attempted suicide or acts of self-mutilation.

5. EARLY DETECTION OF POTENTIALLY VIOLENT BEHAVIORS - continued
155.17 (e)(1)(xvi)

B. USE SIGNS RESPONSIBLY

The fact that a student exhibits the behaviors above does not necessarily mean that such student is violent. The early warning signs listed above are offered as an aid identifying and referring students who may be potentially violent and are in need of help. It is important to note that these early warning signs are not equally significant and are not presented in any particular order. Furthermore, it is inappropriate, and potentially harmful, to use the following warning signs as a checklist against which to match individual students. School staff should use the early warning signs for identification and referral purposes only; it is the responsibility of trained professionals to make diagnosis in consultation with the student's parents or guardians. Therefore everyone concerned must take precautions that students are not needlessly stigmatized.

6. COMMUNICATION, EARLY DETECTION AND REPORTING OF POTENTIALLY VIOLENT BEHAVIORS - 155.17 (e)(1)(xvi)

The District is committed to providing appropriate and quality intervention services for its students. Programs and strategies are developed and provided based upon careful assessment of student and community need. Applicable Board Policies/Administrative Regulations pertaining to; *“Prevention and Pre-referral Strategies In General Education: Approaches to Instruction and Behavioral Support”* and *“Student Alert Report Form”* have been developed for the prevention and intervention of behavioral problems. The district currently has 3 school Psychologists (K-12), 4 School Guidance Counselors (7-12), 2 Social workers (K-12) and approximately 100 staff members certified in crisis prevention intervention. The following is a list of intervention programs and services currently available at Marcellus Central School District:

A. PROGRAMS UTILIZED AT K.C. HEFFERNAN (GRADES K-3):

- (1) Banana Splits – program for children of divorce
- (2) Brain Gym
- (3) Crisis Prevention Intervention
- (4) Tip411
- (5) School Resource Officer

B. PROGRAMS UTILIZED AT DRIVER MIDDLE SCHOOL (GRADES 4-8):

- (1) D.A.R.E.
- (2) Crisis Prevention Intervention
- (3) Banana Splits – program for children of divorce
- (4) No Put Downs
- (5) Assertive Discipline
- (6) Character Education
- (7) Brain Gym
- (8) Tip411
- (9) School Resource Officer

C. PROGRAMS UTILIZED AT THE HIGH SCHOOL (GRADES 9-12):

- (1) Crisis Prevention Intervention
- (2) Mentoring
- (3) Discipline with Dignity
- (4) Anonymous bullying report
- (5) Tip411
- (6) School Counselors
- (7) School Resource Officer

7. **RESPONDING TO IMPLIED OR DIRECT THREATS OF VIOLENCE –
155.17 (e)(1)(i)** (based upon applicable Board Policy/Administrative Regulations)

The District is committed to the prevention of violence against any individual or property in the schools or at school activities whether such acts and/or threats of violence are by students, staff, or others. Additionally, threats of violence against students, school personnel and/or school property, including bomb threats, will not be tolerated whether or not such threat occur on school grounds or during the school day.

Any acts and/or threats of violence, whether such threats are made orally, in writing, or by e-mail, shall be subject to appropriate disciplinary action in accordance with applicable law, District policies and regulations, the Student Code of Conduct, and collective bargaining agreements, as may be necessary.

The district shall make continuing efforts to assure that threats of violence are addressed, whenever possible, before any violence actually occurs in the school environment. This protocol is intended to identify credible threats of violence, so that District authorities can address such situations before the threat is carried out. This protocol is applicable during any school-sponsored event or function, held on District property or elsewhere.

A. PROCEDURES

The following procedures are separated into several sections in order to reflect those instances where specific individuals may receive a threatened act of violence:

1. Any student, upon receiving information that a person is threatening to commit an act of violence, shall:
 - (a) Assume the threat is serious;
 - (b) Immediately report the threat to a faculty member, a school administrator, law enforcement officer or call the Onondaga County District Attorney's office confidential hotline at 1-877-477-2338; and
 - (c) Suicide threats should be reported to a faculty member or the Building Principal.
 - (d) Be available and cooperative in providing a statement or information, with the understanding that the reporting student will remain anonymous to the greatest extent possible.

2. Any parent or guardian, upon receiving information that a person is threatening to commit an act of violence, shall:
 - (a) Assume threat is serious;
 - (b) Immediately report the threat to a school staff member, school administrator or law enforcement officer; and
 - (c) Be available and cooperative in providing a statement of information, with the understanding that the informant parent/guardian will remain anonymous to the greatest extent possible.

Marcellus Central School District
District-wide SAVE Plan

7. **RESPONDING TO IMPLIED OR DIRECT THREATS OF VIOLENCE** - continued
155.17 (e)(1)(i)

A. PROCEDURES - continued

3. Any school staff member, upon receiving information that a person is threatening to commit an act of violence, shall:
 - (a) Assume threat is serious;
 - (b) Immediately report the threat to a school administrator/designee; and
 - (c) If threat is received by telephone, obtain as much information as possible and attempt to complete a Telephone Threat Information Sheet (see Appendix E).
 - (d) If receiving report of threat from student, obtain as much information as possible and write it down. Report the incident to the Building Administrator and encourage the student to accompany you.
 - (e) Be available and cooperative in providing a statement of information, with the understanding that the informant will remain anonymous to the greatest extent possible.

4. Building Administrator, upon receiving a report of threat of violence, shall:
 - (a) Evaluate and assess all threats of violence
 - (b) Require that the school staff member, if this is the source of the information, provide immediate written statements regarding the information received.
 - (c) If person(s) making threat are observed, or found to be possessing, or are suspected of possessing any dangerous weapon call 911 to contact local law enforcement agencies.
 - (d) Bomb threats are a crime - Notify law enforcement
 - (e) Threats of violence or bodily harm:
 - i. Discipline according to District Code of Conduct
 - ii. Notify law enforcement - (Can be charged as adult for harassment)
 - (f) Notify Superintendent of serious threat
 - (g) Convene Building Crisis Intervention Team

Marcellus Central School District
District-wide SAVE Plan

7. **RESPONDING TO IMPLIED OR DIRECT THREATS OF VIOLENCE** - continued
155.17 (e)(1)(i)

A. PROCEDURES - continued

5. Building Crisis Intervention/Response Team shall do the following:

- (a) Assess and document (Using Threat Assessment Report Form) all threats of violence. Factors to consider when determining whether a threat is credible are listed in Appendix F of this Plan which contains a threat-assessment flow chart for use by administrators.
- (b) Investigate credibility and validity of threats
- (c) Interview person(s) reporting/observing threat
- (d) Summon and interview person(s) making threat. If there is the potential of violent reaction or confrontation **consider the following:**
 - i. The nature of the threat
 - ii. Who is sent to summon person(s) making threat
 - iii. The training and ability of person sent.
 - iv. The class schedule of person(s) making threat
 - v. The time of day
 - vi. Proximity of other students and staff
 - vii. The age and history of person(s) making threat
 - viii. The use of on-site security or **summoning local law enforcement**
- (e) Report occurrence, whether involving an actual confrontation or a threat of potential violence, to the potential victim(s) and/or their parents/guardians, to the parents/guardians of the student who made the threat, the school psychologist and/or counselor, and the Director of Special Education, if applicable. Coordinate with local mental health agencies and other outside resources as necessary.
- (f) Keep Superintendent apprised.
- (g) Discipline person(s) making threat according to District Code of Conduct.

6. Once the threat assessment is complete, the law enforcement officer and administrator shall convene privately to discuss the threat and consider options for follow-up action.

7. If it is agreed that the threat is credible:

- (a) The administrator will immediately consult with appropriate law enforcement.
- (b) The school administrator shall take appropriate action in accordance with the procedures outlined in the Building-level Plan.
- (c) The administrator will activate student release if necessary.
- (d) The students' parents or guardians shall be notified in accordance with the procedures outlined in the Building-level Plan.

8. If it is agreed that the threat is not credible, the school administrator shall institute any further action deemed necessary.

Marcellus Central School District
District-wide SAVE Plan

7. **RESPONDING TO IMPLIED OR DIRECT THREATS OF VIOLENCE –
155.17 (e)(1)(i)**

B. POST INCIDENT RESPONSE TEAM

1. The District has established Post Incident Response Teams comprised of appropriate school personnel, medical counselors, mental health counselors, and others who can assist the school community in coping with the aftermath of an Emergency or Serious Violent Incident.
2. The Post Incident Response Team shall be activated in accordance with the appropriate Building Safety Plan.
3. Additional post-incident response assistance is available, if necessary, through the Onondaga County Department of Emergency Management, (315) 435-2525 and the Onondaga County Department of Mental Health Student Assistance Program Postvention Services, (315) 435-3355.

C. COUNSELING

1. Logistics: The following locations shall be identified in each Building Safety Plan:
 - (a) Crisis counseling referral center
 - (b) Group counseling center
 - (c) Individual counseling location
 - (d) Parents information and support center
 - (e) Staff support center (certificated and classified)
 - (f) Sign-in for Crisis Team Members
 - (g) Media room
2. Each Building Safety Plan shall also inform teachers of the process for referring students for crisis services, including procedures for self-referral. In addition, they shall contain information on
 - (a) Disseminating student referral information and forms to teachers and other staff, and
 - (b) Distribute “*Emergency Memo to Teachers Regarding Tragic Incident*” (see applicable Board Policy/Administrative Regulation) or similar information to all teachers, and
 - (c) Identifying a crisis team member to staff each location.
3. Each Building Safety Plan shall also contain specific procedures on how to identify and contact affected students, staff and personnel and follow through on high-risk individuals.
4. Finally, each Building Safety Plan shall contain procedures on how to initiate appropriate interventions, including the following:
 - (a) Individual counseling.
 - (b) Group counseling.
 - (c) Parent/community meetings.
 - (d) Staff meetings (all staff).
 - (e) Classroom activities/presentations/discussions.
 - (f) Referrals to community agencies.

8. RESPONDING TO ACTS OF VIOLENCE - 155.17 (e)(1)(ii)

A. RESPONDING TO ACTS OF VIOLENCE

When an “act of violence” (as defined herein) occurs, the incident command system otherwise known as the building response team will follow the protocols established in the Building Level Plan. These include: Determining the level of the threat; Monitoring the situation; Initiate emergency responses as appropriate; contact law enforcement.

B. POST INCIDENT RESPONSE TEAM

1. The District has established Post Incident Response Team comprised of an Administrative Team Leader, School Nurse, school Social Worker, and others who will assist the school community in coping with the aftermath of an emergency or serious violent incident.
2. The Post Incident Response Team will be activated whenever an incident occurs.

C. COUNSELING

Additional post-incident response assistance is available, if necessary, through the Onondaga County Department of Emergency Management, 315-435-2525 and the Onondaga County Department of Mental Health Student Assistance Program ‘Postvention’ Services, 315-435-3355.

**9. EMERGENCY RESPONSE PROTOCOLS - 155.17 (e)(1)(xv)
SITUATIONAL / MULTI- HAZARD RESPONSES - 155.17 (e)(1)(xiv),(xv)**

A. GENERAL PROTOCOLS

The Building Safety Plans contains specific procedures for each Standard Emergency Response as outlined in Section 3 of this Plan. The procedures begin with the incident command system (or building response team) which involves all the key responders in the building and emergency service providers. When considered appropriate one or more of the following responses will be carried out:

1. EVACUATION - Takes place in the event of fire, bomb threat, or other emergency which requires students and staff to leave the building immediately.
2. SHELTERING - May be used in the event of an Emergency where students and staff are instructed to remain in their classrooms/work-areas “Hold-In-Place” or instructed to assemble within an inside shelter area (a designated Safety Zone or other designated area. Students and staff are to remain in-place until the situation has passed and until dismissal, relocation or resumption of normal activities occurs.
3. LOCKDOWN – May be used in the event of a dangerous intruder, violence, civil disturbance or other Emergency during which movement about the building would endanger the safety of staff and students.
4. LOCKOUT- May be used in the event of notification that a dangerous person or condition may be a credible threat to the security of the building. All exterior doors are locked and monitored by administrators or other assigned staff.

**9. EMERGENCY RESPONSE PROTOCOLS - 155.17 (e)(1)(xv)
SITUATIONAL / MULTI- HAZARD RESPONSES - 155.17 (e)(1)(xiv),(xv) - continued**

B. SPECIFIC PROTOCOLS

Protocols for various contingencies listed below have been developed as part of the district Emergency Management Plan and specific procedures for each building are included within the Building-Level S.A.V.E. Plan.

Bomb Threats
Biological Agent/Poisonous Substance Threat
Hostage-Taking
Dangerous Person
Civil Disturbance
Abduction/Kidnapping
Gun/Weapon Threat
Fire
Power Failure
Severe Storm
Chemical Accident
Explosion

10. CONTACTING LAW ENFORCEMENT IN AN EMERGENCY - 155.17 (e)(1)(iv)

Project SAVE requires that this Plan contain procedures for reporting actions that constitute a crime to law enforcement authorities. The District administration is currently working with the office of the Onondaga County District Attorneys to develop a mutually satisfactory protocol for such reporting. Unless and until that protocol is developed, the following procedures shall be followed by District personnel:

A. SEQUENCE OF ACTIONS.

1. The first person who becomes aware of an emergency should notify the Building Administrator's Office.
2. The Building Administrator shall obtain the necessary information including what, where, when, how and the location of any hazard areas and shall cause the appropriate alert notification/evacuation signal(s) to be given.
3. The Building Administrator shall maintain thorough communication links within the school and with outside agencies and personnel:
 - (a) Call 911
 - (b) Call the Superintendent of Schools at 673-6000
 - (c) PLEASE NOTE – you must talk to a person at the Superintendent's office or the Business Office at 673-6001
4. The Reporting Guidelines that are set forth in the Building Safety Plans should be implemented depending on the nature of the Emergency.
5. School personnel should oversee Safety Zones (if evacuation occurs), and ensure that Treatment Area is operational (if needed).
6. School personnel should cooperate with and provide assistance to Police and Emergency Personnel.
7. School personnel should provide information to the District Spokesperson in charge of dealing with the media.

Marcellus Central School District
District-wide SAVE Plan

**11. COORDINATING THE USE OF DISTRICT RESOURCES IN AN EMERGENCY
- 155.17 (e)(1)(vii, viii)**

A. DISTRICT RESOURCES AVAILABLE

The following resources are available in the event of an emergency:

<u>RESOURCE</u>	<u>DISTRICT LOCATION</u>
Telephone System	All
Zoned Fire Alarm System	All
Radio Station/Portable Radios	Transportation Center Maintenance Center High School, Middle School and Elementary School
Public Address System	All except: Maintenance Transportation Center
First Aid Supplies	All
Fire Extinguishers	All
Water Supply – Fire	All
Food Storage	All
Flashlights, Batteries	All
Maps (School District Area and Roads)	Transportation Center Maintenance Center
Building Floor Plans	All
Buses	Transportation Center
Pick-up Trucks, Vans	Maintenance Center/Transportation
Maintenance Tools & Equipment:	Maintenance Center
Portable Electrical Generator, Portable Water/Mud Pump Portable Welder, Portable Lifts	
Navigate Prepared	All

11. COORDINATING THE USE OF DISTRICT RESOURCES IN AN EMERGENCY
- 155.17 (e)(1)(vii & viii) - continued

B. STAGING AREAS

1. The Police Staging Area for each school is specified in the school's Building Safety Plan. The 9-1-1 Center should direct responding police units to travel to this location, specifying the safest and most practical route of travel.
2. The EMS Staging Area will be determined by the destination of the evacuees and will be specified in the Building Safety Plans.
3. The Fire Department Staging Area shall be as specified in the Building Safety Plan, unless otherwise directed by the Incident Commander.
4. The Landing Zone will be located as close to the EMS Staging Area as possible.
5. The Media Assembly Area will be specified in the Building Safety Plans. The District Spokesperson and support personnel necessary to assist the Spokesperson will man this area.
6. The Parent Staging Area will be located as specified in the Building Safety Plans. This area shall be located in close proximity to the Student Assembly Area and shall provide for parent parking that would not interfere with emergency operations.

C. TREATMENT AND RELEASE AREAS

1. The Treatment Area for each school shall be specified in the Building Safety Plans. Those in need of immediate medical attention will be intercepted and treated or transported by EMS personnel from this area.
2. The Student Release Area(s) for each school will be specified in the Building Safety Plan. EMS personnel will recheck each evacuee before they are returned to their parents or homes. A faculty member with a current student roster will meet students in this area. Every student passing through this area will be checked off using this roster so that a complete list of evacuated students can be compiled.
3. Where individuals require medical attention as a result of accident or injury, qualified persons should provide general first aid until more expert help is secured. Specific procedures to handle medical emergencies are provided in the Building Safety Plans.

11. COORDINATING THE USE OF DISTRICT RESOURCES IN AN EMERGENCY
- 155.17 (e)(1)(vii & viii) - continued

D. LOCATION OF THE COMMAND POST

In the event of a full-scale evacuation of a school, the Command Post will be established at the location specified in the Building Safety Plan, or as otherwise directed by the Incident Commander. This location will be used without regard to where the evacuees are going.

In the event the Emergency requires less than a full-scale evacuation of any school the location of the Command Post shall be determined by the Incident Commander. It shall be established in a safe and accessible location within the outer perimeter and its location must be communicated to the Building Administrator through the 911 Emergency Communications Control Center as soon as possible. Whenever possible, the Command Post should have the availability of land-line telephone communications.

E. DISTRICT PERSONNEL AT THE COMMAND POST

The following District personnel will report for duty at the Command Post during a declared emergency:

1. The Superintendent of Schools, or in his or her absence, a designated District administrator. He or she shall bring the Emergency Response Bag for the affected school.
2. The Director of Facilities, or in his or her absence, a designated member of the Buildings and Grounds staff. He or she shall bring a radio capable of operating on District radio frequencies.
3. The school secretary for the involved building shall bring the school's Emergency Response Bag.
4. The School Safety Team for the affected building should report immediately to the designated command post unless otherwise instructed.
5. Other personnel as directed by the Incident Commander.

F. DUTIES OF THE SUPERINTENDENT OF SCHOOLS

1. The Superintendent of Schools, or in his or her absence, a designated administrator, will represent the District as part of the Unified Command staff at the Command Post.
2. The Superintendent of Schools will be responsible for acting as liaison between the Incident Commander and the faculty and staff. He or she will act as the representative of the District, will facilitate the District's response to the emergency, and advise the Incident Commander with regard to problems or concerns brought to his or her attention by faculty, staff or students.

11. COORDINATING THE USE OF DISTRICT RESOURCES IN AN EMERGENCY
- 155.17 (e)(1)(vii & viii) - continued

F. DUTIES OF THE SUPERINTENDENT OF SCHOOLS – continued

3. The Superintendent of Schools shall also be responsible for:

- (a) Mobilizing District personnel and resources as necessary.
- (b) Designating a staff member to organize the District's response as parents or guardians inquire either via telephone or in person as to the health and safety of their children.
- (c) Providing information to the District Spokesperson with the approval of the Incident Commander.
- (d) Performing other duties as assigned by the Incident Commander.
- (e) Maintaining an updated list of radio and television station telephone numbers for use in an emergency. A copy of the list shall be included in the Emergency Response Bags.
- (f) Reviewing and revising this Plan, as necessary, at least once per year and ensuring that any updates to the Plan, including the building specific appendices, are distributed to all holders of the Plan including emergency services agencies.
- (g) Directing that each Building Administrator review the Building Safety Plan for his or her school to update any personnel changes. A copy of any changes shall be sent to the Superintendent of Schools for inclusion in the District Office Emergency Response Bag, with copies provided to emergency response agencies.

4. The Superintendent will maintain contact with the buildings affected by the Emergency. When notified of an Emergency, the Superintendent's office will ensure that Police and Emergency Agencies have been notified as a first priority. The Superintendent's office will also alert the Assistant Superintendent, School Business Administrator, Building Administrators, Transportation Supervisor, the Director of Facilities, the School Lunch Manager, and others as appropriate.

5. If an evacuation is ordered, the Superintendent may request Administrative Office personnel to report to the receiving school to help assist with the arrival of students from the building affected by the emergency.

G. DUTIES OF FACULTY AND STAFF

In the event of an Emergency, the faculty and staff will have the following duties:

- 1. Each teacher and non-instructional staff member must immediately notify the Building Administrator whenever a situation arises that threatens the safety of an individual. At no time, should a staff person place themselves at risk and attempt to deal with an Emergency such as a fire or dangerous intruder. It is essential that no time is lost in communicating the existence of an Emergency so outside help can be summoned and the Building Response Team for the school can be alerted to initiate the correct emergency response. It is imperative that the guidelines contained within this plan be followed in the event of an Emergency.

11. COORDINATING THE USE OF DISTRICT RESOURCES IN AN EMERGENCY
- 155.17 (e)(1)(vii & viii) - continued

G. DUTIES OF FACULTY AND STAFF - continued

2. The degree of the Emergency and subsequent actions will be determined from information supplied by the Building Administrator, County Emergency Coordinator, Civil Defense Officials and others. One or more of the following responses may be utilized: Evacuation, Early Dismissal, Sheltering, Lockdown or Lockout.
3. In an Emergency, all District employees have responsibility to protect and maintain the health, safety, and welfare of students. Staff members may be assigned to accompany and supervise students. In an Emergency, ordinary rules of work hours, work sites, job descriptions and other contractual provisions are subject to State, County, or District directives.
4. Faculty and staff shall, when instructed by the Building Administrator, direct the safe and orderly evacuation of students and lead them to designated Safety Zone, avoiding any hazard zones.
5. Each classroom teacher should have a Classroom Emergency Bag. This bag will go out with them for all evacuations (inside, outside and off site). It should be within close reach of the teacher at all times, and should be checked and updated regularly. This bag should minimally contain:
 - (a) Updated class rosters for each class using the room.
 - (b) Emergency evacuation (including assisted evacuation) plans.
 - (c) Latex gloves.
 - (d) Pen and paper.
 - (e) Names and telephone numbers of crisis team members.
 - (f) List of assigned roles for school personnel and division personnel.
6. Special area teachers and non-instructional employees shall report to the designated Safety Zone and help whenever needed to chaperone or supervise students.
7. Upon arrival at the designated Safety Zone or Relocation Center, the faculty will be responsible for assisting in identifying missing students. Thereafter, they shall be responsible for maintaining order, providing support, and escorting students to Safety Zones or Relocation Centers.
8. In the event that faculty, staff or students cannot be evacuated from an area, the faculty and staff shall take measures to protect the students in place until a rescue can be accomplished.

11. COORDINATING THE USE OF DISTRICT RESOURCES IN AN EMERGENCY
- 155.17 (e)(1)(vii & viii) - continued

H. DUTIES OF CUSTODIANS

The custodial staff for each building shall be assigned the following duties prior to an Emergency and/or respond as appropriate:

1. Shut down gas, electricity, and/or water if needed depending upon damage to the building. Otherwise, maintain utilities and building systems under the direction of the Building Administrator.
2. Be sure the entire custodial team has assignments spelled out in advance for all Emergencies.
3. Maintain communication and be sure that radio communication is “open” throughout the Emergency situation.
4. Provide support and be alert to needs of staff and students.
5. Cooperate with police, fire and EMS personnel, and provide requested information, advice, assistance, and active support.
4. Recommend a plan and process for resuming normal school operations. Work with Emergency Personnel and the Building Administrator to return school operations to normal as soon as is possible.
5. Secure the building and check to ensure that everyone is evacuated.

11. COORDINATING THE USE OF DISTRICT RESOURCES IN AN EMERGENCY
- 155.17 (e)(1)(vii & viii) - continued

I. DUTIES OF THE SCHOOL NURSE

The school nurse for each building shall have the following duties in the event of an emergency:

1. Plan a Treatment Area to handle injuries, and work in advance to be sure there is a procedure to provide care for injured students and staff during any emergency. Collaborate with the Building Administrator to create this plan and ensure that adult help is available, as part of this plan, should the need arise. Remember that this area may have to be located in the designated Safety Zone or at a Relocation Center away from the normal supplies at school.
2. Maintain adequate supplies for emergencies. Part of this need will include creating “Disaster First Aid Packs” and/or “Emergency Cards” that can be taken to the far corners of the building should the need arise.
3. In the event of an evacuation, the School Nurse shall be responsible for bringing medical records of those students with special needs and any medications to be dispensed to the designated Treatment Area. There the nurse will assist EMS personnel in evaluating and treating injured persons.
4. Review this Plan and the Building Safety Plan for your school prior to each school year with the Building Administrator.
5. Provide collaborative support and assistance for Fire and Rescue Personnel.
6. Carry out first aid in the Safety Zone and/or at the Evacuation Site as needed.
7. Maintain a list of emergency medical conditions and needs for all students.

J. DUTIES OF THE TRANSPORTATION SUPERVISOR

In the event of an Emergency, the Transportation Supervisor will have the following duties:

1. Maintain a roster of vehicle drivers including telephone numbers (home and alternate employment) where they can be reached for recall during an emergency. Part of this plan will be the development of a procedure by which drivers can be called back to perform this service.
2. Maintain a roster of vehicle availability, in district and from outside resources, in order to put vehicles into operation during an emergency.
3. Maintain a list of all students who are handicapped and non-ambulatory that require transportation in a specially equipped bus.
4. Map the safest and fastest route to the pre-determined re-location site(s) for each school. Insure that all vehicle drivers are aware of and familiar with this route.

11. COORDINATING THE USE OF DISTRICT RESOURCES IN AN EMERGENCY
- 155.17 (e) (1) (vii & viii) - continued

J. DUTIES OF THE TRANSPORTATION SUPERVISOR - continued

5. Establish plans for the transport of all staff and students for each school building upon evacuation.
6. Work with the Building Administrator of each building to make arrangements for creating maps or folders which will show the Safety Zone for each school and for determining pick-up of students and handicapped passengers at each school's Safety Zone and delivery of students at each school's designated Relocation Center.
7. Maintain close contact with the Building Administrator or Incident Commander at the Emergency Command Post. The Transportation Center will function often serve as hub for centralized communication during an Emergency. Transportation Personnel along with Administrative Staff will assist in every way possible during all Emergencies.
8. The Transportation Supervisor and law enforcement may declare at any time during an Emergency a CODE SILENCE, which means ALL radio traffic not related to the emergency MUST CEASE. Normal radio traffic may resume only AFTER the Supervisor or law enforcement official stops the Code Silence.

K. DUTIES OF THE DIRECTOR OF FACILITIES

In the event of an Emergency, the Director of Facilities will have the following duties:

1. Mobilize maintenance personnel to assist (where appropriate) the school building affected by the Emergency. If electrical, HVAC, plumbing, and other building concerns need to be addressed because of the emergency, he or she will coordinate the delivery of these services.
2. Be prepared to share blueprints for any and all school buildings to police or Emergency officials whenever needed.
3. The Director of Facilities will also set up:
 - (a) A system for sharing blueprints of our buildings if needed during an Emergency.
 - (b) A system for alerting his staff to assignments either during or after any Emergency. This would include possible cleanup duties after an Emergency.
 - (c) A procedure for the assignment and use of, powered equipment, trucks, and other heavy equipment from the District to assist as part of any Emergency.
 - (d) Radio communications with the building(s) affected by an Emergency, and with local law enforcement so that maintenance efforts are efficiently and safely conducted.

11. COORDINATING THE USE OF DISTRICT RESOURCES IN AN EMERGENCY
- 155.17 (e) (1) (vii & viii) - continued

K. DUTIES OF THE DIRECTOR OF FACILITIES - continued

4. Report to the Command Post, bringing any building plans, system operating instructions or other materials that may be of value to Emergency personnel.

L. DUTIES OF THE SCHOOL LUNCH MANAGER

In the event of an Emergency, the School Lunch Manager shall:

1. Prepare a plan for food preparation/distribution according to each possible Emergency where food service might be needed over a longer term.
2. Include in the food preparation/distribution plan the possibility that your school may be used as a Relocation Center and that this will mean additional students/staff to feed beyond the normal number at a school.
3. Communicate fully with the Building Administrator and Head Custodian in their building to provide food service if needed.
4. If food service is not needed, establish a way by which members of the building's food service team can assist other colleagues (secretaries, nurse, teachers, etc.).
5. If there is damage to equipment or kitchen/dining room/freezer-refrigerator/food storage, assess damage or loss and report status of the operation to the Building Administrator.

M. DUTIES OF SECRETARIAL AND SUPPORT STAFF

As directed by the Building Administrator, the building secretarial and support staff shall take an active role in performing the following tasks:

1. The building secretary will have primary responsibility for retrieving the Emergency Response Bag from the school office at the onset of the Emergency/Evacuation and for bringing it to the Command Post. At the Command Post the building secretary will be responsible for assisting the Incident Commander and acting as a representative of the school. The building secretary shall be responsible for providing information regarding faculty, students, attendance and visitors in the building.
2. Assist with communications by maintaining the radio and/or phone contact. Alert appropriate agencies and District personnel.
3. Provide information to staff as directed and ensure that enrollment and medical emergency cards are available to proper school officials or rescue personnel.
4. Assist the school nurse, teachers, or other colleagues as directed.
5. Establish and implement a procedure for checking out students to parents or guardians who come to school to take students home. Also, set up an "office" in the Safety Zone if this area is activated.

11. COORDINATING THE USE OF DISTRICT RESOURCES IN AN EMERGENCY
- 155.17 (e) (1) (vii & viii) - continued

N. DUTIES OF THE DISTRICT SPOKESPERSON

In any situation where normal school activities are disrupted, it is crucial to recognize the obligation to inform the public of the problem and how the District is responding to it. The District will use public information procedures on a regular basis to announce school emergencies, cancellations and dismissals. The Superintendent of Schools shall assign a person to serve as District Spokesperson and Spokesperson for the Incident Commander. The Spokesperson will be responsible for organizing information that is transmitted to the media and to parents during emergencies.

1. The overall functions of the Spokesperson will be:
 - (a) To provide correct information to the public, by telephone, media or letter as appropriate, as to what is occurring and what the School District is doing in response;
 - (b) To coordinate with other agencies that may be responding to the situation to ensure that the public is receiving a clear and consistent report of official information;
 - (c) To act as a liaison between the media, the public and School District officials who are involved in decision making and the operational response to the emergency;
 - (d) To organize the District's response to parents; and
 - (e) To provide for rumor control by keeping a TV set or radio tuned to a news station in Command Center only (not in classrooms and/or public places). The Spokesperson shall verify ALL facts heard and update the Fact Sheet as needed.
2. The Spokesperson shall respond to the designated Media Assembly Area and clearly identify himself or herself to the press as the official Spokesperson for the Incident Commander.
3. All news releases and public statements on behalf of the District shall be made by the Spokesperson, or with his or her prior approval. Other persons should not submit to interviews or make statements without first conferring with the Spokesperson.
4. The Spokesperson shall NOT provide speculative information or offer opinions with regards to:
 - (a) Causes or motives for the incident.
 - (b) Extent of casualties or damage.
 - (c) Expected duration of the operation.
 - (d) Liability or responsibility for the incident.
 - (e) Tactical responses, operations or considerations.
5. All information released to the public must be factual or confirmed by the Incident Commander. The Spokesperson shall relay specific inquiries to the Command Post, which will respond to the media through the Spokesperson.
6. The Spokesperson should request that the media direct all parents to the person(s) specified in the School Building Safety Plan for information about, and reunification with, their children.

12. EMERGENCY ASSISTANCE FROM OTHER GOVERNMENTAL AGENCIES – 155.17(e)(1)(v)

In an Emergency, the Superintendent of Schools will contact the 911 center for fire, EMS, or law enforcement response. In the event of a broad scale Emergency, it may become necessary to contact the Onondaga County Emergency Management Center for assistance. Appendix B contains the names and the phone numbers of other agencies, which may be contacted as appropriate.

13. INTER-AGENCY ADVICE AND ASSISTANCE – 155.17(e)(1)(vi)

In the event of an Emergency, the Superintendent of Schools will contact local emergency responders, county and state agencies as listed in Appendix B as dictated by the situation.

14. INTERNAL AND EXTERNAL NOTIFICATIONS – 155.17 (e)(1)(ix & x)

A. SUPERINTENDENT’S DUTIES

The Superintendent of Schools shall provide selected administrative staff with a list of radio and television station telephone numbers for use in an emergency. During a local or state emergency, the Superintendent of Schools or a designated spokesperson shall act as the chief communication liaison for all emergency response agencies within the District, and shall address all news media.

B. NOTIFICATION

The Superintendent of Schools will be responsible for notifying the Office of the District Superintendent of the Onondaga-Cortland-Madison Board of Cooperative Educational Services, at (315) 433-2602, as soon as possible whenever the emergency plan results in the closing of a school building within the District (except routine snow days).

C. PARENTS, GUARDIANS AND COMMUNITY

1. Parental Notification

At the start of the school year or when students enroll the following is provided to and obtained from parents or guardians:

- Notification that the child may be sent home early in the event of emergency;
- The name and telephone number of employers at which to contact parents in the event of early dismissal;
- Alternate plans for the child’s welfare if neither parent can be informed of early dismissal; and
- Special students’ needs: medical and other.

14. INTERNAL AND EXTERNAL NOTIFICATIONS – 155.17 (e)(1)(ix & x) - continued

C. PARENTS, GUARDIANS AND COMMUNITY - continued

2. Parental and Community Notification

The Superintendent or designee shall provide selected administrative staff with a list of radio and television station telephone numbers for use in an emergency. During a local or state emergency, the Superintendent or a designated spokesperson shall act as the chief communication liaison for all emergency response agencies, and shall address all news media.

During an Emergency, parents will be anxious for accurate information regarding school operations and as to the health and safety of their children.

- The Building Administrator(s) shall designate an individual to organize the District's response to parents as they inquire via telephone or in person (i.e., Parent Staging Area) during emergencies.
- The names of any students released shall be communicated to the Command Post.

D. STATE EDUCATION DEPARTMENT

The School Superintendent will be responsible for notifying The New York State Education Department, as soon as possible whenever the emergency plan results in the closing of a school building within the District (except routine snow days).

15. SCHOOL SAFETY PERSONNEL – 155.17(e)(1)(xvii)

A. ALL STAFF

The District relies on the advice of its School Resource Officers, emergency responders and the OCM BOCES Health and Safety office for guidance on maintaining building safety/security. In the process of training all instructional, clerical, custodial and other support staff, we review safety procedures for violence prevention and intervention strategies using internal and external resources. In addition, all staff are given instructions annually in responding to threats of violence, bomb threats and other conditions that may have an impact on the safety of the school community.

General Duties of all staff would include:

- Inform the administration in a timely manner of problems and potential problems. Report all suspicious conditions, violent incidents and emergency situations to the Building Administrator
- Supervise students under your charge and monitor their behavior during the school day
- Supervise areas in the immediate vicinity of your classroom. Help maintain order in corridors, classrooms, and other areas in the school building or on school property. Provide assistance to other instructors and the Building Administrator as necessary in emergency situations or during student unrest
- Summon the School Nurse and 9-1-1 emergency responders, as necessary, when medical attention is required
- Working with Building Administrators and guidance counselors to present problems of truancy and work on solutions

Marcellus Central School District
District-wide SAVE Plan

May be responsible for security procedures such as checking the condition of classrooms and securing doors and windows after classes have ended

16. MULTI-HAZARD SCHOOL SAFETY TRAINING – 155.17(e)(1)(xiii)

A. TRAINING OF STAFF

1. Specific training shall be provided for school staff that has been assigned specific roles and areas of responsibility in the Building Safety Plan. Any person or agency that has been assigned an area of responsibility in this plan should have appropriate training.
2. Training for District staff should be conducted annually to insure school staff and students understand emergency procedures. The training should discuss any changes to this Plan or to the Building Safety Plans.
3. Other agencies participating in this Plan (e.g., police, fire, EMS) should conduct appropriate training on this Plan.
4. Emergency services agencies and the District may cooperatively conduct emergency simulations to test the Building Safety Plan. Periodic exercises will assess the emergency responses outlined in the plan and the ability of participants in a simulated emergency. Such training may include “tabletop exercises” where participants do a verbal walk through of an emergency response situation. The School Safety Team for each building is available to assist in coordinating these simulations. This test is intended to reveal and correct any shortcomings within the plan.
5. Training programs enhance overall school emergency preparedness by presenting ideas and response techniques consistent with emergency plans. Everyone who has been assigned a position or area of responsibility in the plan should have appropriate training. This applies to both staff and students.
6. Training can entail short briefings, or presentations related to any aspect of preparedness. The training should convey the importance of everyone’s role in implementing an effective school emergency response.

17. SCHOOL SAFETY TRAINING FOR STAFF AND STUDENTS

A. RESPONSIBILITIES OF THE DISTRICT

All Building and District administrators and program supervisors will perform the following tasks with respect to training for staff and students.

1. Review District Safety Plan, and the Building Safety Plan for their particular building with their staff no later than October 1st of each academic year. Any revisions to the Plan will be distributed to staff at the beginning of each school year.
2. Prepare step-by-step, warning and response actions for specific anticipated emergency situations.
3. Prepare an emergency warning system that is in place and functional, for informing the School District population of the actual or impending activation of Emergency Response Procedures by the District.
4. Prepare education, training, and drills required of the District population to assure effective operation of the plan.
5. Integrate emergency preparedness material into the curriculum.

B. RESPONSIBILITIES WITH RESPECT TO STAFF

The following tasks shall be performed by Building and District authorities with respect to staff training. Specifically:

1. Assign emergency responsibilities to staff regarding individual capacities and normal service functions for each anticipated emergency situation.
2. Cross-train staff and volunteers so the plan or part of the plan does not become non-functional if one person is absent.
3. Require emergency preparedness training for all students and staff.
4. Adapt Emergency preparedness training to individual capabilities and limitations including persons with disabilities.
5. Provide orientation and annual in-service Emergency preparedness training of staff and volunteers.

18. EMERGENCY DRILLS AND EXERCISES – 155.17(e)(1)(xiv)

A. CONDUCT OF DRILLS

1. The Superintendent of Schools shall be responsible for determining the nature and frequency of drills to be conducted with respect to this plan. At a minimum, early dismissal and sheltering drills must be:
 - (a) Conducted at least once every school year;
 - (b) Inclusive of transportation and communication procedures; and
 - (c) Held with at least one week’s notice to parents or guardians.
2. If requested, the Building Safety Team will assist the District in conducting drills and evaluate the response in order to improve the overall level of Building Safety Plans.
3. Each building within the District will hold one annual early dismissal drill as well as routine fire drills. Periodic exercises and drills will also ensure the school staff’s ability to effectively respond to emergencies and reveal shortcomings in the emergency plan.
4. Exercise and drills must be conducted in accordance with State Education Department regulations. They shall test Building Safety Plans for early dismissal and evacuation, including sheltering, transportation, and communication issues. Early dismissal drills shall occur not more than fifteen (15) minutes earlier than normal dismissal time. Building Administrators shall give parents or guardians at least one week’s notice of early dismissal drills.

B. FIRE DRILLS (see also Administrative Regulations 8212R)

A total of twelve (12) emergency drills shall be conducted each year, with eight (8) occurring before December 1st (remaining four can be done in the spring semester). Eight (8) of these drills shall be evacuation drills and four (4) shall be lock-down drills. Drills shall be conducted at different times of the school day. At least one (1) of the twelve (12) drills shall be held during one of the regular lunch periods, or shall include special instruction on the procedures to be followed if a fire occurs during a students lunch period. At least two (2) additional drills shall be held during summer school in buildings where summer school is conducted and one of these drills shall be held during the first week of summer school. The Building Administrator, or designee, shall require those in charge of after-school programs, attended by any individuals unfamiliar with the school building, to announce at the beginning of such programs the porcedures to be followed in the event of an emergency. The Building Administrator will make the appropriate local emergency responder officials aware of the timing of these drills. Fire drills must be taken seriously at all times. From the time the alarm sounds, until occupants are back in the building, there should be no talking during these drills. In buildings where students are housed, teachers shall implement the following procedures.

1. See that doors and windows are closed, doors unlocked, and lights are out before leaving their classroom (if safe to do so).
2. Take class list (if safe) and take attendance (if possible). Report missing students to the Building Administrator after students are safely outside.

Marcellus Central School District
District-wide SAVE Plan

3. Move students quickly to the designated exits.

18. EMERGENCY DRILLS AND EXERCISES – 155.17(e)(1)(xiv) - continued

B. FIRE DRILLS - continued

4. Escort the class to a safe distance from the building and remain with students until called back into the building.
5. Be sure students know alternate escape routes from their classrooms.
 - (a) Fire exits are marked on the floor plans of every building. Each room must contain a floor plan showing fire exits. All staff must become familiar with them.
 - (b) Be sure students know alternate escape routes from the classroom.
6. Fill out fire drill log in each building

C. BUS EMERGENCY DRILLS (see also Administrative Regulations 8212R.2)

1. A minimum of three (3) emergency drills are to be held on each school bus during the school year. The first drill is to be conducted during the first week of the fall term, the second between November 1st and December 31st, and the third between March 1st and April 30th. Students who ordinarily walk to school shall also be included in the drills.
2. Each drill shall include instruction in all topics mandated by the Education Law and the Commissioners' Regulations and shall include, but will not be limited to, the following:
 3. Safe boarding and exiting procedures
 4. The location, use and operation of the emergency door, fire extinguishers, first aid equipment and windows as a means of escape in case of fire or accident;
 5. Orderly conduct as bus passengers.

D. OTHER DRILLS

Additional drills, including lockdown drills and evacuation to another school or community site, should also be regularly scheduled.

19. PLAN DISTRIBUTION AND REVIEW

A. COPIES OF THE PLAN

A copy of this Plan shall be kept in the office of the Superintendent of Schools, Assistant Superintendent, School Business Administrator, Director of Facilities, Building Administrators, Transportation Supervisor, School Lunch Manager, Building Nurses, and Head Custodians.

20. IMPLEMENTATION OF SCHOOL SECURITY – 155.17(e)(1)(xi)

Certain procedures minimize or provide early warning of problems when unwanted persons are in a school building. The following procedures shall be implemented to improve security in the buildings:

A. BASIC PROCEDURES

1. All District employees are required to wear an employee badge whenever they are serving in any capacity for the District. This includes all shifts and all levels of employment.
2. When school construction/renovation work is anticipated to occur on regularly scheduled school days, all contractor employees shall wear photo identification badges. Issued through Raptor System.
3. General access to buildings shall be limited to a clearly identified central access. All entrances, except for the main access, shall be locked and secured while classes are in session.

B. VISITOR PROCEDURES

The Superintendent of Schools encourages parents/guardians and other district citizens to visit the District's schools and classrooms. The community should feel welcomed in our schools. Since schools are a place of work and learning, however, certain limits must be set for such visits. The Building Administrator, or designee, is responsible for all persons in the building and on school grounds. In light of today's security concerns building accessibility needs to be balanced with the safety of our students and staff.

As such, the following rules apply to visitors to the schools:

1. Signs shall clearly designate public entrances and sign-in procedures.
 - (a) Signage on all entrances clearly designates public entrances and sign-in procedures.
2. Anyone who is not a regular staff member or student of the school will be considered a visitor.
3. All visitors are required to report to the main entrance or office and must be entered in the Raptor System.
 - (a) All visitors, including vendors, will be issued a visitor identification badge and are required to wear the badge at all times while in the school or on school grounds.
 - (b) Visitors must return the identification badge to the main office or designated check-in location and check-out before leaving the building.
 - (c) If a staff member observes a visitor, including a vendor, without a badge then the staff member shall request that person to report to the main office. The staff member shall inform the Main Office that they directed an individual to sign-in. A description of the person shall also be given. If such a request is ignored, the staff member shall report to the Building Administrator, or designee, that an unauthorized person is in the building.

20. IMPLEMENTATION OF SCHOOL SECURITY – 155.17(e)(1)(xi) - continued

B. VISITOR PROCEDURES - continued

4. Visitors attending school functions that are open to the public, such as parent-teacher organization meetings or after school public events are not required to register or sign-in the building.
5. All visitors are expected to abide by the rules for public conduct while on school property as outlined in applicable Board Policy/Administrative Regulations and the District's Code of Conduct. Inappropriate conduct shall be reported to the Building Administrator or event supervisor immediately.
6. The Building Administrator is responsible to enforce the Board Policy/Administrative Regulations and the District Code of Conduct as applied to visitors.

C. STAFF RESPONSIBILITIES

1. All staff should be aware of conditions in and around the building and report anything unusual to supervisors. Staff should scan their areas before leaving at night and upon entering in the morning to check for any unusual packages or items. Anything suspicious should be reported immediately to their supervisor.
2. Upon observing a dangerous or armed person, school staff are not to engage that person but report their presence to the Building Administrator immediately.

D. KEYS AND LOCKS

Procedures for administering and maintaining keys and locks shall be according to applicable Board Policy/Administrative Regulations pertaining to Building Security.

E. SECURITY SYSTEMS AND SURVEILLANCE

Security Systems, Lighting, Administrative Procedures, Card Access at doorways at each building, Surveillance Cameras (viewing parking areas)

21. INDIVIDUAL BUILDING INFORMATION

Building Safety Plans contain maps and floor plans of the buildings, and information on the number of staff and students in that school.

Marcellus Central School District
District-wide SAVE Plan

APPENDIX A

ADMINISTRATIVE LIST/CONTACT INFORMATION

AND

DISTRICT SAFETY TEAM

NAME	Title	Building	Phone#	Internal Ext.
Bishop, Katrina	Secretary to Dir of Spec Ed	K. C. Heffernan Elementary	(315) 673-6006	2405
Brantner, Michele	Superintendent of Schools	District Office at DMS	(315) 673-6000 (315) 527-5304	2406
Brown, Geoff <u>Riefler, Ryan</u>	Director of Facilities	Maintenance Building	(315) 673-6031 (315) 569- 5293 <u>382-1125</u>	4031
Clere, Sean	School Resource Officer	Senior High School	(315) 575-0437	3011
Donna Rice, <u>Donna</u>	School Lunch Manager	Chester S. Driver Middle	(315) 673-6010 (315) 569-7641	4001
Durkee, John	Principal	Senior High School	(315) 673-6300 (315) 391-1187	3004
Free, Mike	Math/Science Coordinator	Senior High School	(315) 673-6303 (315) 652-0519	3113
Heise, Peter	School Resource Officer	Chester S. Driver Middle	(315) 575-5719	2166
Hubbard, Eric <u>Quill, Karen</u>	K-12 STEAM Coordinator.	Senior High School	(315) 673-6300 (315) 945- 1216 <u>730-9095</u>	6038
Lux, Kara	Dir. Special Ed. and Grants	K. C. Heffernan Elementary	(315) 673-6200 (315) 569-0216	2168
Montgomery, Robert	Principal	K.C. Heffernan Elementary	(315) 673-6100 (315) 489-3868	1225
Munroe, Karen	School Resource Officer	K.C. Heffernan	(315) 569-7341	6107
O'Mara, Janet <u>Cook, Katie</u>	Principal	Chester S. Driver Middle	(315) 673-6200 (315) 651- 2510 <u>415-1888</u>	2176
Sonnacchio, Anthony	School Business Admin	District Office at DMS	(315) 673-6001 (315) 481-3265	2407
Stearns, Susan	Transportation Supervisor	Transportation Center	(315) 673-0211 (315) 857-3868	4211

APPENDIX B

EMERGENCY/AGENCY TELEPHONE NUMBERS

<u>Agency</u>	<u>Phone</u>
<u>County Emergency Management Office</u> Onondaga County	315-435-2525
<u>Fire Department</u>	911
Non-Emergency Administrative Numbers:	
Marcellus Fire Department	315-673-1818
Howlett Hill Fire Department	315-673-1817
Camillus Fire Department	315-672-9207
<u>Ambulance</u>	911
<u>Police</u>	911
Non-Emergency Administrative Numbers:	
New York State Police (School Outreach)	315-366-6077 (Troop D – Onondaga & etc.)
Onondaga County Sheriff's Department	315-435-2111
Village of Marcellus Police Department	315-673-3112
<u>Health Department</u>	
Onondaga County Health Department	315-435-3233
<u>Highway Department</u>	
Onondaga County Highway Department	315-469-1664
Town of Marcellus Highway Department	315-673-3127
Dept. of Envir. Consv. (DEC Region 7 Onon.)	315-426-7519
<u>Other Agencies/Utility Providers</u>	
Poison Control Center	1-800-252-5655
Onondaga County Water Authority (OCWA)	315-455-7061
National Grid	1-800-642-4242
	Gas emergency 1-800-892-2345
NYS Electric & Gas (NYSEG)	607-756-2816
American Red Cross of Syracuse	315-425-1666

APPENDIX C

VIOLENT AND DISRUPTIVE INCIDENT REPORTING (VADIR)

Overview

The New York State Education Department's (SED's) Uniform Violent and Disruptive Incident Reporting System (known as VADIR) gathers data on violent and disruptive incidents in schools and uses the information to comply with State and federal reporting requirements and to identify schools as persistently dangerous, as required by the No Child Left Behind Act (NCLB) of 2001. Beginning in 2006, in addition to the list of persistently dangerous schools, the Department has issued a watch list of schools whose number and types of violent incidents warrant concern and increased monitoring, but are not sufficient to identify them as persistently dangerous.

All public schools, boards of cooperative educational services, charter schools, and county vocational education and extension boards are required to maintain individual incident reports on violent and disruptive incidents occurring on school property, which includes incidents occurring in or on a school bus as defined in Vehicle and Traffic Law §142 and at school functions. These individual incident reports are not submitted to SED, but should be retained by the school for six years and be made available for review upon request by SED.

Each year, school superintendents and chief school officers of charter schools are required to submit to SED a *Summary of Violent and Disruptive Incidents* report (*VADIR Summary Form*) for each school in the district or each charter school for the prior school year (July 1st through June 30th). The *VADIR Summary Form* includes information derived from the individual incident forms, such as tallies of incidents, offenders, and victims by type of incident, as well as other information relating to school safety. School superintendents and chief school officers of charter schools complete the *VADIR Summary Form* online using the web-based Basic Education Data System (BEDS), but SED also makes available a paper version of the form to facilitate recordkeeping and data entry. In many cases school personnel complete the paper form and then forward it to the superintendent for review, certification, and entry of the data into the online BEDS system's *VADIR Summary Form*.

A "violent or disruptive incident" in a school setting is defined under section 100.2 of the NYS Education law and relates specifically to such activities that occur on the property of the school district, board of cooperative educational services or county vocational education and extension boards. Specific reporting requirements are linked to any and all "violent" incidents that occur on "School Property" which means "in or within any building, structure, athletic field, playground, parking lot or land contained within the real property boundary line of a public elementary or secondary school; or in or on a school bus ..."

APPENDIX C – continued

Violent and Disruptive Incidents - Data Collection

For the most current information, go to:







<http://www.p12.nysed.gov/irs/vadir/>

VADIR Data Collection for 2011-12 School Year Incidents

NEW!!! The VADIR data collection application will now open two weeks earlier than in past years.

2011-12 violent and disruptive incident data may be reported to the Department via the SED Online Portal beginning August 20, 2012. The due date to complete 2011-12 VADIR reporting to the Department is September 28, 2012.

The Early Summary VADIR Form is to be used only by schools that have been directly notified to submit an early summary of the violent and disruptive incidents that took place in their schools between July 1, 2011 and June 30, 2012. This form is due to SED by July 9, 2012.

- [EARLY Summary of Violent and Disruptive Incidents Form](#)  (61KB)
- [Summary of Violent and Disruptive Incidents Form](#)  (52KB)
- [Directions for Completing the Summary of Violent and Disruptive Incidents Form](#)  (36KB)
- [Glossary of Terms Used in Reporting Violent and Disruptive Incidents](#)  (28KB)
- [Frequently Asked Questions and Answers](#)  (posted 6/16/2011)
- [Individual Violent and Disruptive Incident Report Form for recording individual incidents](#)  (78KB)
- [BEDS LogIn Directions](#)

APPENDIX C-2

SYNOPSIS OF CHILD ABUSE REPORTING IN AN EDUCATIONAL SETTING

Section 1128 Article 23B of Ed Law

DEFINITIONS

- (1) Child Abuse refers to any of the following acts committed in an educational setting:
 - Intentionally or recklessly inflicting physical injury, serious physical injury or death
 - Intentionally or recklessly engaging in conduct which creates a substantial risk of such physical injury, serious physical injury or death
 - Any child sexual abuse
 - The commission or attempted commission against a child of the crime of disseminating indecent materials
- (2) A child is a student under the age of 21 who is enrolled in a school district within this state, other than a school district within a city having a population of over one million or more.
- (3) Employee and volunteer refer to individuals who provide service to a school or school district with or without compensation.
- (4) Educational setting refers to the property of the school district, board of cooperative educational services or county vocational education, extension boards, vehicles provided by the district for student transportation purposes, and any other location where direct contact between an employee or volunteer and a child has allegedly occurred.

DUTIES: Direct Care Staff

Immediately, in any case where an oral or written allegation of child abuse in an educational setting is made to a teacher, school nurse, school guidance counselor, school psychologist, school social worker, school administrator, school board member or other school personnel required to hold a teaching or administrative license or certificate:

- (a) Promptly complete the attached “Child Abuse In An Educational Setting Confidential Report of Allegation” reporting form filling in all required fields.
- (b) Promptly “personally deliver” a copy of this report to the school administrator of the school in which the child abuse allegedly occurred.
- (c) In any case where it is alleged that a child was abused in a school or school district, other than the one he or she attends, the report of such allegations should be promptly forwarded to the superintendents of the school where the student attends as well as the school district where the abuse allegedly occurred.
- (d) Any employee or volunteer who reasonably and in good faith makes a report of allegations of child abuse in an educational setting to a person and in a manner described in Article 23-B “Child Abuse in an Educational Setting” shall have immunity from civil liability which might otherwise result by reason of such actions.

CONFIDENTIALITY

Records, reports, other written materials, and photographs taken concerning a reported allegation of child abuse in an educational setting shall be confidential and shall not be redisclosed except to law enforcement authorities involved in an investigation or pursuant to a court ordered subpoena.

APPENDIX C-2 - Continued

DUTIES: School Administrators/Superintendents

Immediately, upon receipt written report alleging child abuse in an educational setting where there is a reasonable suspicion to believe that an act of child abuse has occurred:

- (1) Where the subject child has made the allegations:
 - (a) promptly notify the parent of such child that an allegation of child abuse in an educational setting has been made and provide them with a written statement of parental rights and responsibilities
 - (b) where a school administrator receives a written report promptly provide a copy of the report to the superintendent
 - (c) Promptly forward such reports to the appropriate law enforcement authorities. In NO event shall reporting to law enforcement be delayed by reason of an inability to contact the superintendent
- (2) Where the parent of the child has made the allegation:
 - (a) promptly provide the parent with a written statement of parental rights and responsibilities
 - (b) where a school administrator receives a written report promptly provide a copy of the report to the superintendent
 - (c) Promptly forward such reports to the appropriate law enforcement authorities. In NO event shall reporting to law enforcement be delayed by reason of an inability to contact the superintendent
- (3) Where a person other than the subject child or the parent of a subject child has made the allegation:
 - (a) promptly notify the parent of such child that an allegation of child abuse in an educational setting has been made and provide them with a written statement of parental rights and responsibilities
 - (b) ascertain from the person making such a report the source and basis for such allegations
 - (c) where a school administrator receives a written report promptly provide a copy of the report to the superintendent
 - (d) Promptly forward such reports to the appropriate law enforcement authorities. In NO event shall reporting to law enforcement be delayed by reason of an inability to contact the superintendent
- (4) Any school administrator or superintendent who reasonably and in good faith makes a report of allegations of child abuse in an educational setting to a person and in a manner described in Article 23-B “Child Abuse in an Educational Setting” shall have immunity from civil liability which might otherwise result by reason of such actions.

ADDITIONAL DUTIES: School superintendents

- (1) Where the superintendent has forwarded a Child Abuse in an Educational Setting report to law enforcement, he or she shall refer such report to the commissioner where the employee or volunteer alleged to have committed the act of child abuse in an educational setting holds certification or license.
- (2) A report which is made and does not, after investigation, result in a criminal conviction shall be expunged from any record which may be kept by a school or school district with respect to the subject of such a report after a period of five years from the date of the making of such report or at such earlier time as such school, or school district, as the case may be, determines

APPENDIX C-2 – Continued

Notifying Parents

Dear _____,

Today's Date

When it has been determined that reasonable suspicion exists concerning a reported allegation of child abuse in an educational setting, the building administrator must promptly notify the parents and forward a copy of the report to the superintendent and to appropriate law enforcement authorities. I am writing to inform you that such an allegation has been made concerning _____ and that the District is following all regulations in compliance with New York State law.

Because a reasonable suspicion does exist action has been taken to ensure the safety of your child as well as the other students and we will keep you informed of the status of this investigation.

Please call me with any questions or concerns that you have.

Respectfully,

Administrator

APPENDIX D

BOMB THREAT FORM



**PLACE THIS CARD
UNDER YOUR
TELEPHONE**

QUESTIONS TO ASK:

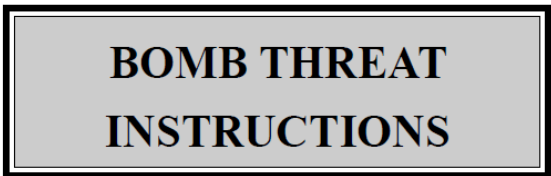
1. When is bomb going to explode?
2. Where is it right now?
3. What does it look like?
4. What kind of bomb is it?
5. What will cause it to explode?
6. Did you place the bomb?
7. Why?
8. What is your address?
9. What is your name?

EXACT WORDING OF THE THREAT:

Sex of caller: _____ Race: _____

Age: _____ Length of call: _____

Additional Information on Reverse



Number at which call was received: _____

Time: _____ Date: _____

CALLER'S VOICE:

- | | |
|---|------------------------------------|
| <input type="checkbox"/> Loud | <input type="checkbox"/> Soft |
| <input type="checkbox"/> High | <input type="checkbox"/> Deep |
| <input type="checkbox"/> Intoxicated | <input type="checkbox"/> Disguised |
| <input type="checkbox"/> Calm | <input type="checkbox"/> Angry |
| <input type="checkbox"/> Fast | <input type="checkbox"/> Slow |
| <input type="checkbox"/> Stutter | <input type="checkbox"/> Nasal |
| <input type="checkbox"/> Distinct | <input type="checkbox"/> Slurred |
| <input type="checkbox"/> Accent (type) _____ | |
| <input type="checkbox"/> Other Characteristics: _____ | |

If voice is familiar, who did it sound like? _____

BACKGROUND SOUNDS:

- | | |
|---|--|
| <input type="checkbox"/> Voices | <input type="checkbox"/> Airplanes |
| <input type="checkbox"/> Quiet | <input type="checkbox"/> Trains |
| <input type="checkbox"/> Animals | <input type="checkbox"/> Music |
| <input type="checkbox"/> Street Traffic | <input type="checkbox"/> Factory Machinery |
| <input type="checkbox"/> Office Machinery | <input type="checkbox"/> Machinery |
| <input type="checkbox"/> Other _____ | |

THREAT LANGUAGE:

- | | |
|---|---|
| <input type="checkbox"/> Well spoken/educated | <input type="checkbox"/> Incoherent |
| <input type="checkbox"/> Foul | <input type="checkbox"/> Taped |
| <input type="checkbox"/> Irrational | <input type="checkbox"/> Message read by threat maker |

REMARKS:

Report call immediately to:

Phone Number: _____



Date: _____

Name: _____

Position: _____

Phone Number _____

APPENDIX E

TELEPHONE THREAT INFORMATION SHEET

DESCRIPTION OF SUBJECT'S VOICE:

Male _____

Female _____

Young _____

Middle-Aged _____

Old _____

Tone of Voice: _____

Accent: _____

Background Noise: _____

Is voice familiar? _____

If so, who did it sound like? _____

Time suspect hung up: _____ a.m. _____ p.m. _____

REMARKS: _____

APPENDIX F

THREAT ASSESSMENT REPORT FORM

Date: _____ Time: _____ a.m. p.m.

Location/Building: _____

Name of Threat-maker: _____ Male Female

Relationship to school/recipient: _____

Exact Words of threat: _____

How the threat-maker appeared (physically and emotionally): _____

Names/Actions of others directly involved: _____

When incident occurred: _____

Where incident occurred: _____

Name(s) of potential victims: _____

Physical conduct that would substantiate intent to follow through on the threat (tone of voice, actions): _____

Events prior to incident: _____

Any history leading up to the incident: _____

What event(s) triggered the incident: _____

Names/Positions of responding staff: _____

Consequences or impact of incident: _____

Conclusion of incident: _____

Status of threat-maker: _____

Steps taken to ensure the threat will not be carried out: _____

Person Completing Form: _____

Forward Completed Form to Building Administrator Immediately

APPENDIX G

PROCEDURES FOR CLEANING UP BODY FLUID SPILLS

These procedures must be used to clean up all spills involving: vomitus, blood, feces, urine, semen or vaginal secretions.

1. PUT ON PROTECTIVE GLOVES

Wear disposable gloves. If unanticipated contact occurs immediately wash affected areas with soap and water.

2. CLEAN UP

For small spills, use paper towels to wipe up then use clean paper towels with soap and water. For larger spills, apply an absorbent material (i.e., Discard, Quaff) until absorbed then vacuum or sweep up all material. Place all waste in a plastic bag and seal.

3. DISINFECT AREA

For hard surfaces such as floors use a clean mop and disinfectant. Shampoo carpets, rugs and cloth furniture with disinfectant.

4. BAG DIRTY MATERIALS

Remove gloves and place all disposable items in plastic bag, and seal. Note: Clothing and other non-disposable items should be rinsed in a disinfectant solution and placed in a plastic bag to be sent home.

5. DISPOSE OF DIRTY MATERIALS

Place all bags of disposable waste into another plastic bag (double bag), secure and dispose of immediately in dumpster located outside building. Dispose of dirty water down the drain.

6. CLEAN EQUIPMENT

Rinse broom, dustpan, mop bucket or other equipment in disinfectant solution then rinse thoroughly with hot water. Soak used mops in fresh disinfectant solution then rinse thoroughly. Disinfectant solution should be promptly disposed of down the drain.

7. WASH HANDS

Wash hands with soap and water. Bar soap is acceptable.

APPROVED DISINFECTANTS

The disinfectant must be able to kill bacteria, fungi, viruses and tuberculosis causing organisms, and registered by the United States Environmental Protection Agency (EPA) for use in schools.

APPENDIX H

PROCEDURES IF STUDENTS ARE MISSING DURING OUT-OF-SCHOOL ACTIVITIES

Students on field trips must always be in the sight of staff and under their supervision. Student emergency information forms should be taken on all fieldtrips in the event phone numbers and other pertinent information are needed.

1. In the event a student runs away or is missing, staff will look for them and continue to do so until they are found or, it becomes unsafe for the staff to continue to search.
2. In the event a student is missing and appears to be in any danger, police, parents and administration will be notified immediately.
3. In the event a student is missing due to running away or being lost in a reasonably safe area (museum, park) for more than ½ hour, program administration and police must be called, and parents notified. The superintendent and assistant superintendent should be notified as soon as possible.
4. In the event a student is missing due to running away or being lost, a responsible adult must stay in the area until the matter is resolved. Missing students must never be left at any location even if assumed safe.
5. Immediately following an event where a student or students were missing due to running away or being lost, a complete report of the incident will be prepared for the superintendent and assistant superintendent. A staff meeting will be held in the affected program for the purpose of preventing future incidents by review of procedures.